



SFP

Media Brochure

Last updated: October 14, 2021

Catalog

| | | | |
|----------|-------------------------------|-------|----|
| PART I | About SafePal | ----- | 3 |
| PART II | SafePal Products | ----- | 8 |
| PART III | SafePal Media Kit | ----- | 23 |
| PART IV | What People Say About SafePal | ----- | 29 |
| PART V | References | ----- | 34 |

PART I

About SafePal

SafePal enables people to secure and grow their decentralized assets.

SafePal is a multi-blockchain cryptocurrency wallet that enables secure and convenient crypto storage and management for the masses. It is the first hardware wallet invested and backed by Binance, and also the first IEO launchpad project on Binance in 2021.

SafePal provides hardware wallet and software wallet product lines, all paired and managed through the SafePal App, a mobile portal for users to secure, manage, swap, trade, and grow their crypto wealth. Right now, nearly 2.5 million users across the globe are using SafePal to manage their cryptocurrencies every day.



SafePal Is Dedicated To Building The Best Crypto Wallet For The Masses

Founded In
2018

Global Users
2.4 Million

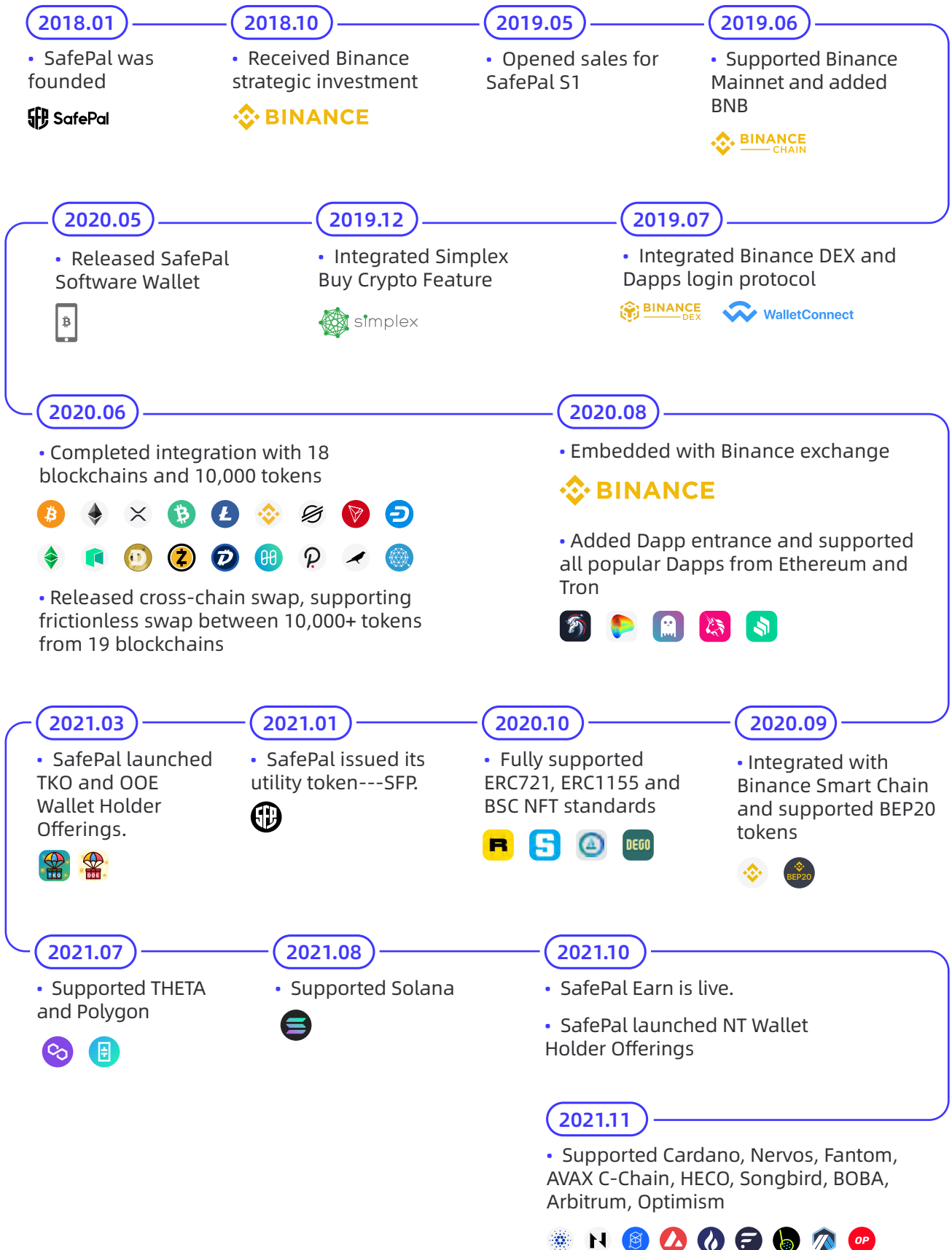
Supported Blockchains
32

User Coverage
196 Countries

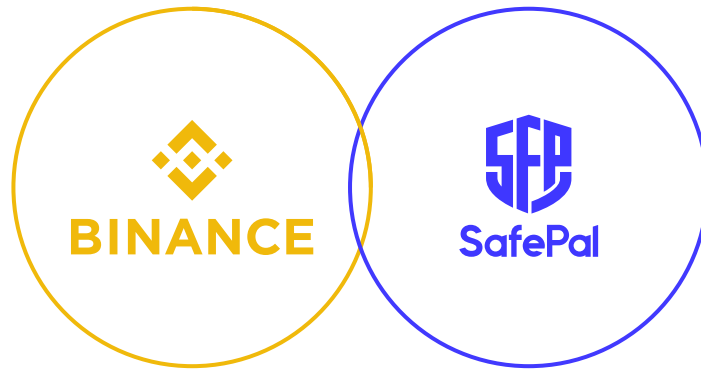
Supported Tokens
30,000+

Product Updates Every
2-3 Weeks

We Take Solid Steps Towards The Future.




Endorsed By Industry Leaders



The 1st hardware wallet invested by Binance

Robust Ecological Partnerships



PART II

SafePal Products

SafePal S1 Hardware Wallet

Secure assets in
your own bank



Advanced Security

1. Secure Packaging And Unboxing

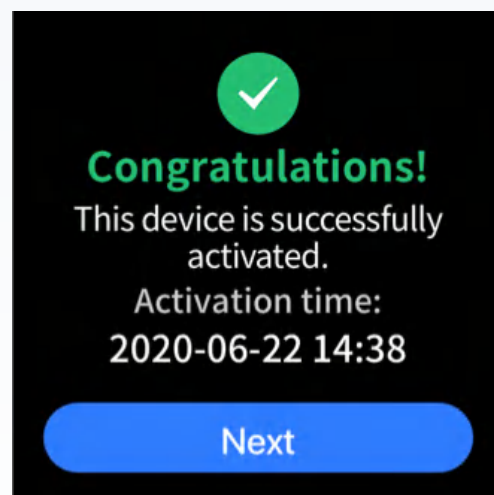
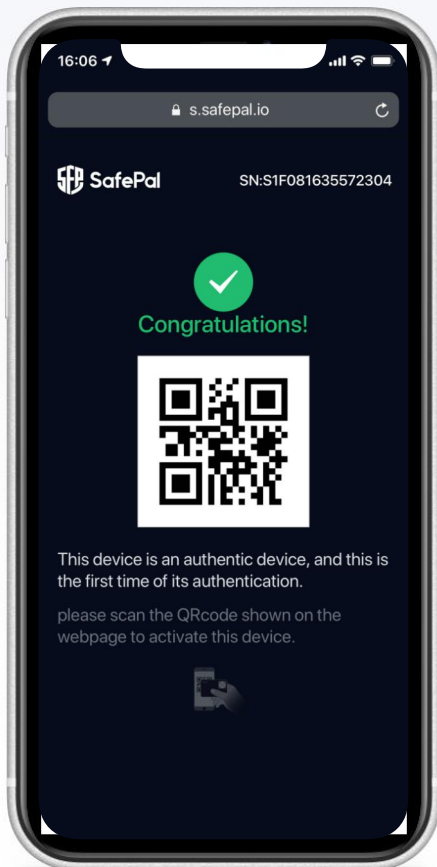
- **Anti-faking Stickers**

The two one-time anti-faking stickers on the SafePal S1 giftbox can help customers to examine whether the box is new and opened for the first time.

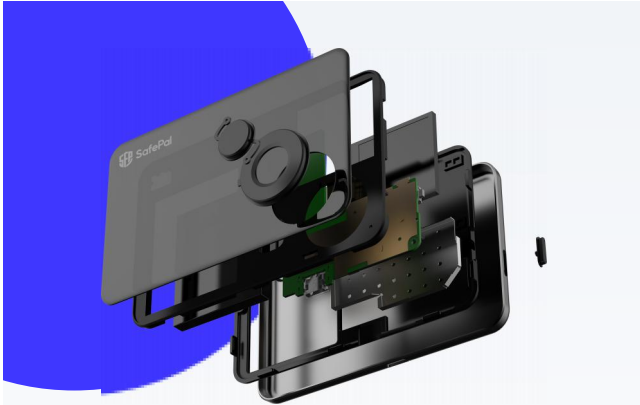


- **Device Authentication**

When the S1 is first powered on, users will need to go through a compulsory device authentication process to make sure the device is genuine. The authentication procedure cannot be skipped before the wallet configuration, which helps the customers to confirm that the wallet is activated for the first time. (More details can be found in our [Knowledge Base](#))



2. Hardware Security



- **CCEAL5+ Secure Element**

SafePal S1 adopts dual-chip architect, separating sensitive security logic from general business logic inside the product. Your private key is protected separately and safely in the financial grade EAL5+ secure element.



- **Air-gapped Signing Mechanism**

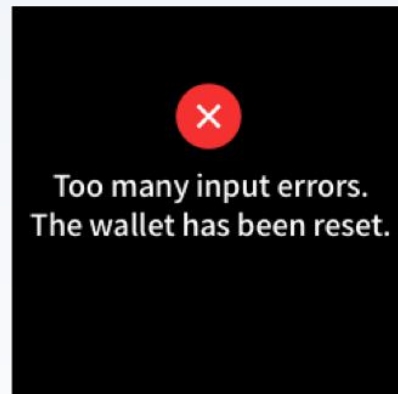
Instead of USB, WiFi, NFC, antenna or any other radio-frequencies, SafePal S1 adopts air-gapped signing mechanism, keeping the device 100% offline. To transfer a fund from a SafePal S1 hardware wallet, the only way to sign and approve the transaction is to scan the short-distance QRcode, which can prevent any online attacks and short-distance peeking.



- **True Random Number Generator**

SafePal S1 is embedded with a true random number generator to make sure the private key created in the device is unique and truly random.

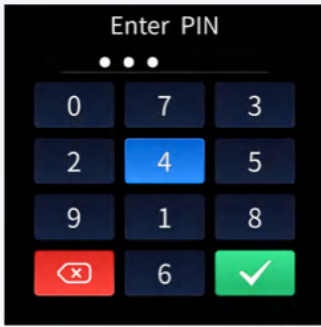
[\(Click here to learn "Why does TRNG matter?"\)](#)



- **Self-destruct Mechanism**

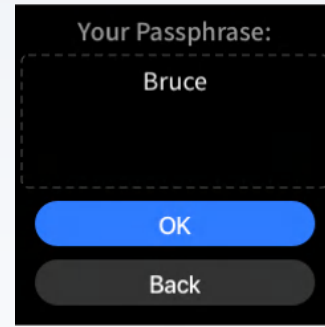
SafePal S1 is embedded with multiple security sensors. Once any malicious attempt is detected by the sensors, the sensor will trigger self-destruct mechanism and thus the secure element will erase all wallet data, leaving no trace for the hackers.

3. Firmware Security




- **PIN Code**

The SafePal S1 PIN code is a 6-12 digit code for users to approve transactions on the S1 device. It is dis-ordered when the wallet owner is entering the PINcode.




- **Passphrase**

Passphrase is an advanced feature of the SafePal device which allows users to create hidden wallets. Passphrases serve as a function of second-factor protection of the mnemonic phrase and are ultimate protection against attacks involving physical access to the device or the mnemonic phrase.



- **Security Suffix**

The security suffix on SafePal S1 hardware wallet is a combination of 3 characters (letters and numbers) that will appear on the wallet screen together with the wallet name. The security suffix is an ID to identify a unique hardware wallet and mnemonic phrase. Once any attacker tries to reset the wallet and import the hacker's own wallet using the same wallet name, users might mistakenly receive crypto with the fake wallet account. The security suffix can effectively avoid such scenario from happening.



- **Secure Upgrade Procedure**

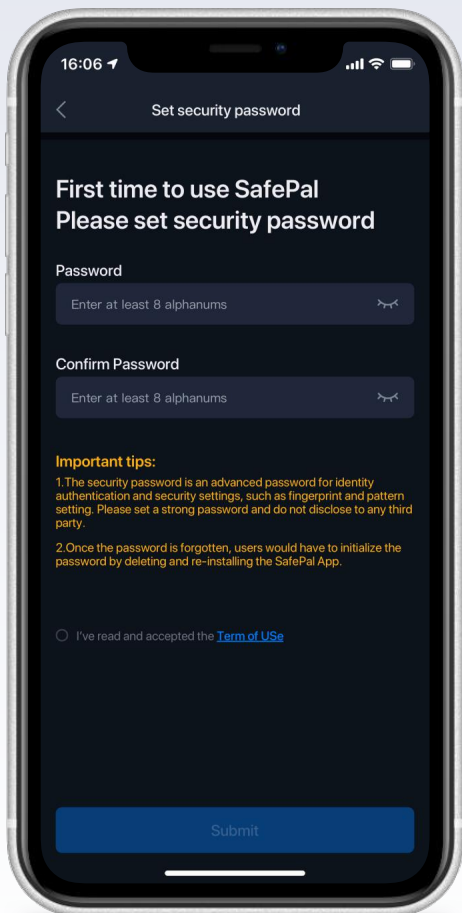
SafePal S1 is embedded with firmware verification program that examines the genuineness of every uploaded firmware. The device only runs official firmware released through SafePal official website. SafePal only supports firmware upgrade rather than downgrade, thus to protect any potential attacks from a lower version.

4. App Security

SafePal S1 hardware wallet needs to work with a SafePal App. The S1 wallet is mainly to keep the private key offline and secure, and sign every transaction, while the SafePal App can be used to view balance, create new transfer and manage assets in a convenient way. Therefore, the App security is also a very important part for the complete wallet security.

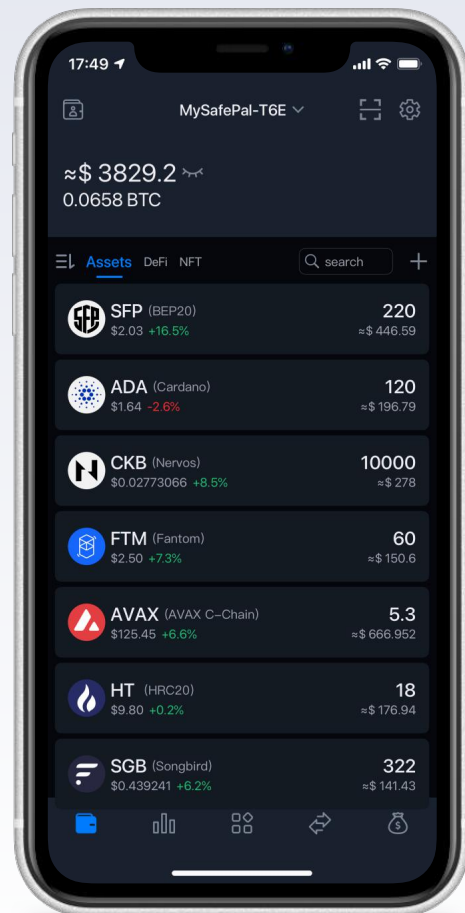
- **Security Password**

On first opening the SafePal App, users will need to create a new security password with at least 8 alphanumeric (letters & numbers). It can help to prevent acquaintance attack, and prevent user from setting the same password for the App and the S1 hardware wallet.




- **Privacy Mode**

Users can choose to show or hide the asset balance by switching the eye icon next to the balance. This feature is mainly to protect user privacy and prevent potential risks caused by the leakage of user's assets information.




Friendly Product Design



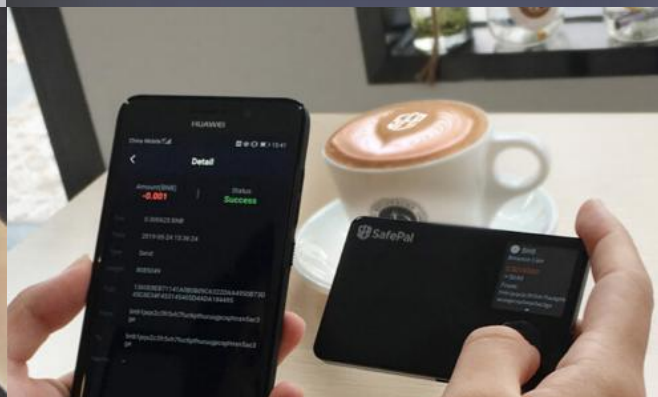
1.3' IPS screen, displays every detail of your assets



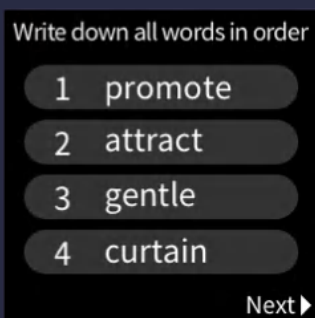
Intuitive D-pad, handy to use for everyone



Manage crypto at your fingertips, anytime, anywhere



Scan and send. It's never been that easy!




Setup and play in 3 minutes, no PC or laptop needed



Slim and stylish design. Always secure and protected wherever you go

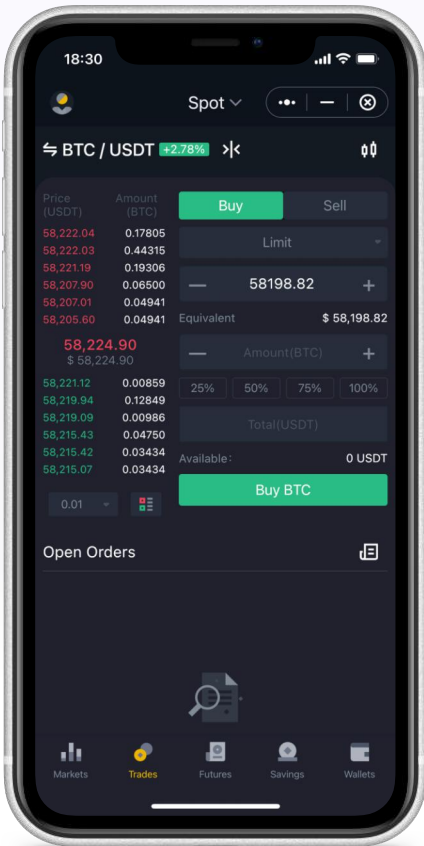
Powerful Functionality

• Manage 34 Coins and 30,000+ Tokens in ONE Wallet




| | | | |
|--|---|--|---|
| <p>ERC20 (Ethereum)</p> <p>.....</p> | <p>BEP2 (Binance Network)</p> <p>.....</p> | <p>BEP20 (Binance smart chain)</p> <p>.....</p> | <p>TRC10 TRC20 (Tron)</p> <p>.....</p> |
| <p>NEP5 (NEO)</p> <p>.....</p> | <p>XLM (Stellar Lumens)</p> <p>.....</p> | <p>VET (VeChain)</p> <p>.....</p> | <p>Polygon (Matic)</p> <p>.....</p> |
| <p>THETA (Theta Network)</p> <p>.....</p> | <p>SPL (Solana)</p> <p>.....</p> | <p>AVAX (AVAX C-Chain)</p> <p>.....</p> | <p>More...</p> <p>View all the supported assets here</p> |

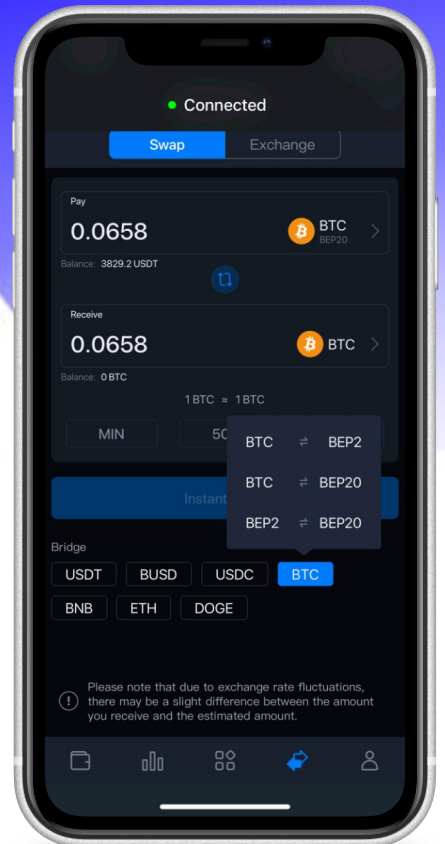
• Secure, Manage, Buy, Swap and Trade crypto ALL IN ONE



Buy & Trade



DApps



Swap

How Is SafePal S1 Better?

| Product | SafePal S1 | Ledger Nano S | Trezor One |
|------------------------------|-------------------------------------|-------------------------------------|--------------------------------|
| Chip Set | Dual-chip with EAL5+ secure element | Dual-chip with EAL5+ secure element | Single-chip with a general mcu |
| Anti-Physical attack | ✓ | ✓ | ✗ |
| True Random Number Generator | ✓ | ✓ | ✗ |
| Communications | Encrypted QRcode | USB | USB |
| Software-End | Mobile phone | PC | PC |
| Screen | 1.3'IPS Screen | Single-colored display | Single-colored display |
| Self-Destroy mechanism | ✓ | ✗ | ✗ |
| Currency limitation | Unlimited | 3-5 currencies | Unlimited |
| Retail price | USD \$49.99 | USD \$69.99 | USD \$59 |

[Discover More](#)

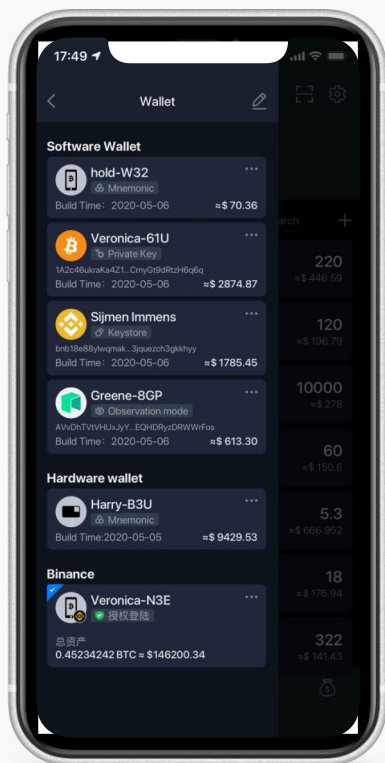
SafePal Software Wallet

Manage crypto on the go



Download App

Manage Multiple Wallets In One App




- Allocate your crypto funds into different wallets in an organized way
- Separate daily used wallets from large amount storage wallets


Compatible With SafePal Hardware Wallet

Looking for more advanced security? Pair the App with the SafePal S1 hardware wallet to keep your assets 100% off-line.

[Learn more about SafePal S1](#)

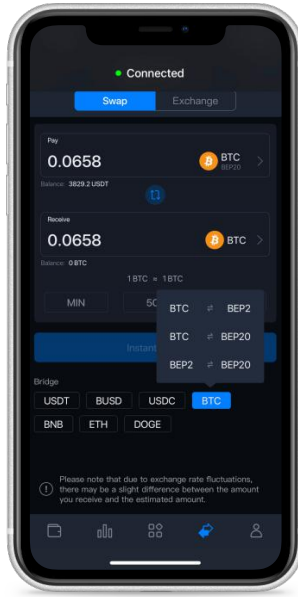


Manage Crypto Assets At Your Fingertips



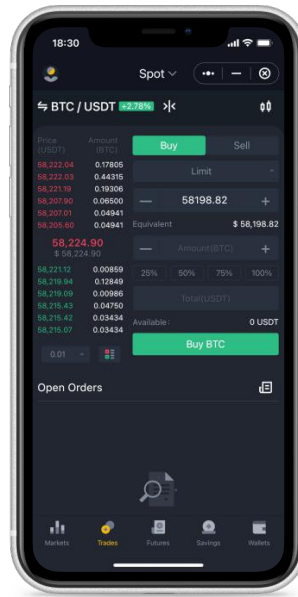
Dapps login

Login to your favorite Dapps with frictionless experience



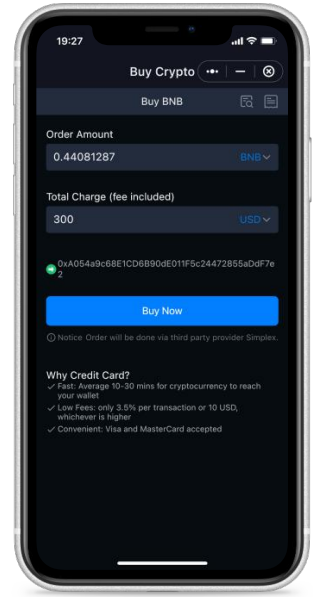
Swap

Swap unlimited tokens without leaving the decentralized wallet



Trade

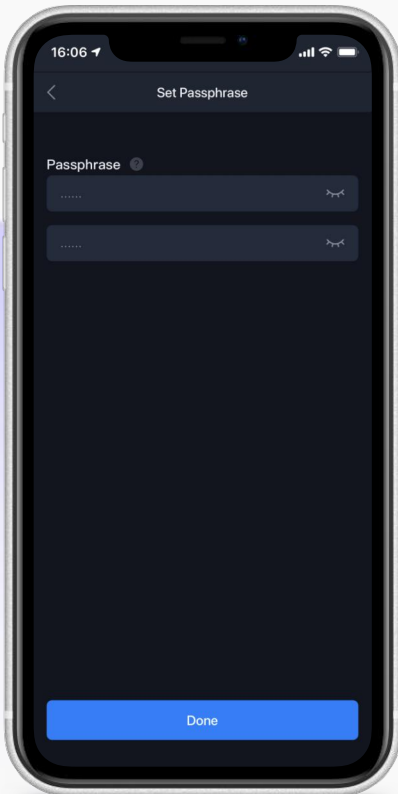
Trade on Binance and Binance DEX conveniently



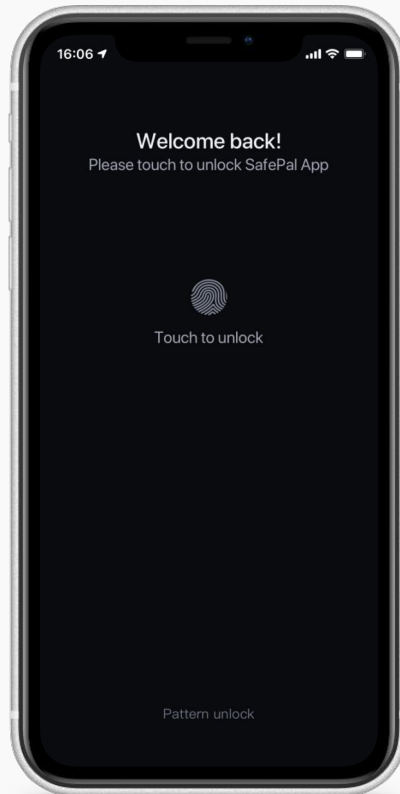
Buy

Buy crypto from the powerful Simplex integration


Secure As Always



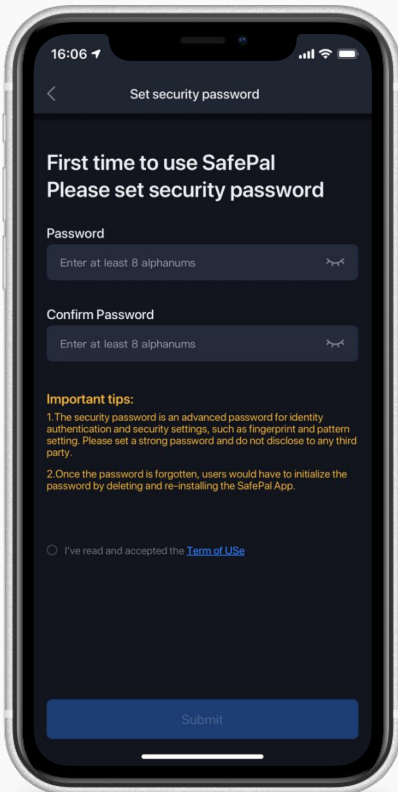
Passphrase enabled



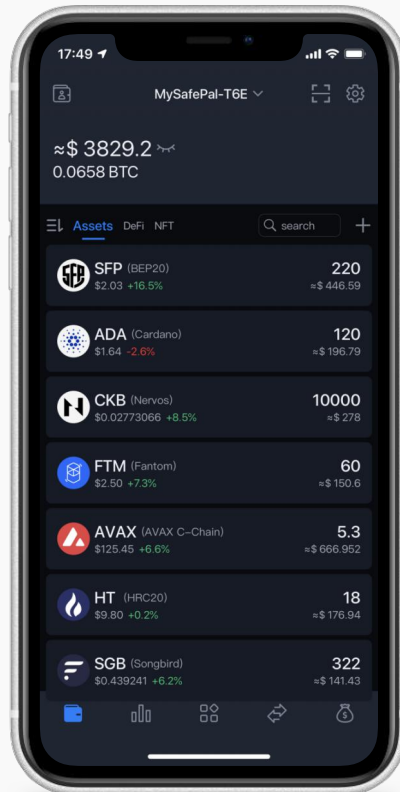
Fingerprint login



Pattern login



Security password



Privacy mode

Other Products

SafePal Cypher



- Made of premium 304-grade stainless steel
- Protect your key from water, salt, fire and acid
- Designed for easy installation and convenient storage
- Compatible with any BIP39 seed phrase



SafePal Leather Case



- Premium quality made with fine techniques
- Protect your wallet from scratches, water and bumps
- Light and compact to put in your jacket, jeans or handbag
- Keep your wallet and credit cards in order



PART III

SafePal Media Kit

Logo



Merchandise



Product Pictures





Product Video

YOU NEED THIS

- Bitcoin
- Ethereum
- BNB
- XRP

1:31

**SafePal S1 Crypto Hardware Wallet-Backed by Binance
Must have! Better than Ledger&Trezor. Only \$49.99**

Product Tutorials

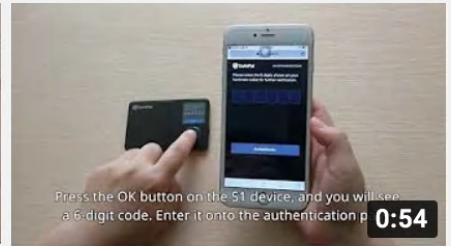
All tutorials can be found in the [SafePal Youtube Channel](#).



How to send money with SafePal S1



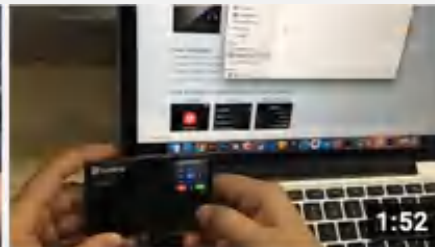
SafePal S1 - 3 steps to set up your hardware wallet easily



Device authentication step-by-step guide



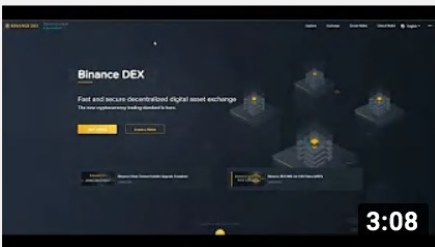
How to upgrade your firmware? SafePal step-by-...




How to upgrade your firmware? SafePal step-by-...



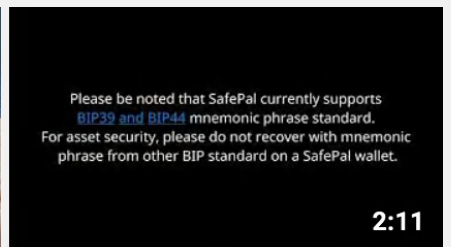
How to withdraw crypto from exchange to SafePal...



Trade on Binance DEX with SafePal - Step-by-step guide



How to use Passphrase on SafePal



SafePal S1 - Recover your hardware wallet in 3 mins



How to send \$QTUM in SafePal | SafePal X Qtum



How to send \$ONE(Harmony) coin with SafePal S1 - Step-...

PART IV

What People Say About SafePal

SafePal In The News

COINTELEGRAPH


BTC \$32,191 | ETH \$1,301 | LTC \$132.37 | XRP >

CONNOR SEPHTON | JAN 11, 2021

Binance-backed tokenized hardware wallet offers DeFi and NFT features

Binance has financially backed a tokenized hardware wallet for the first time — with the product offering a lightweight, simple and secure way to store digital assets.

7212 | 2 | 3:48




7 LABS

SafePal - A low-cost, SE based, Air-gapped Hardware Wallet

by david

While discussing hardware wallets, **Trezor** and **Ledger** are the two popular names that usually come to the mind. But there are, in fact, other players in this particular market that are slowly getting the spotlight.




In a [previous article](#), we explored a secure Bitcoin

COINFUNDA

Safepal S1 Review: A Hardware Wallet Funded By Binance Lab

BY ANKUR GUPTA | AUGUST 23, 2019

Confused Between Safepal vs Ledger vs Trezor??? Safepal S1 is an Innovative wallet equipped with a camera and HD Display screen. In Safepal S1 Review, we will discuss the design and features in details. We will also Compare Safepal Hardware Wallet with Ledger and Trezor in Short. Lets start with Safepal hardware Wallet review.



THE BLOCK


SafePal

SPONSORED SPONSORED

SafePal the First Tokenized Hardware Wallet Backed by Binance

by Sponsored

January 4, 2021, 7:00AM EST · 2 min read

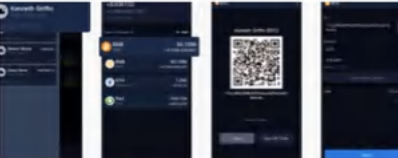


BITCOIN LOCKUP

Home > Crypto Hardware Wallets >

SafePal vs Ledger Nano S (2020) | Which Entry Level Hardware Wallet Is Better?

5 BEST WAYS TO SECURE YOUR CRYPTOCURRENCY



SafePal vs Ledger Nano S (2020) | Which Entry Level Hardware Wallet Is Better?

HARDWARE WALLET

SafePal S1 - Le Hardware Wallet compatible Binance DEX

Un hardware wallet séduisant qui allie l'utilisation de QR-Codes, une compatibilité avec Web3, un prix ridiculement bas et le tout supporté par Binance Labs !

BENJAMIN | 29 JUL. 2019 · 11 MIN READ

Forbes | Create Account | Sign In

10 Most Cutting Edge Hardware Wallets Of 2020

Tatiana Koffman Contributor

Crypto & Blockchain
I write about financial innovation. Creator of MythOfMoney.com.

Perfect for DeFi traders, SafePal S1 adopts an air-gapped signing mechanism, keeping the device 100% offline. The only way to sign and approve the transaction is to scan the short-distance QRcode, which can prevent any online attacks and short-distance peeking. SafePal S1 is embedded with multiple security sensors, as well. Once any malicious attempt is detected by the sensors, the sensor will trigger a self-destruct mechanism and thus the secure element will erase all wallet data, leaving no trace for the hackers. Notably, SafePal allows for buying and swapping within the SafePal App, hooks into CEX like Binance, and provides powerful dAPP support for DeFi with Uniswap and Compound.




Decrypt

Reviews · Wallets

SafePal S1 review: A handy Bitcoin hardware wallet with few flaws


The Binance Labs-backed SafePal S1 is easy to use and has a great screen but the keyboard lets it down.

By Tim Copeland | 4 min read · May 29, 2019



Modern Consensus.

Blockchain and Cryptocurrency: People, Culture and Tech



SafePal's hardware wallet (photo by Brendan Sullivan for Modern Consensus).

Experts' Reviews



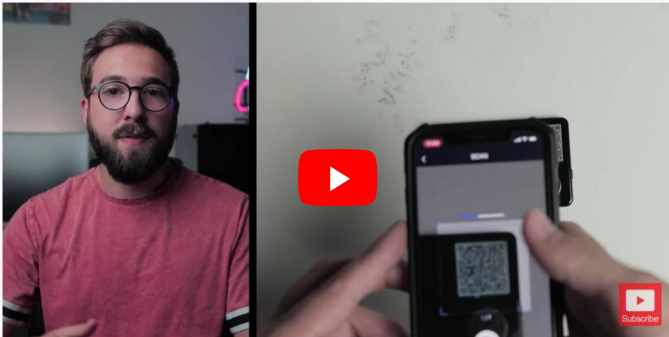
SafePal - Wallet Review - Best Hardware Wallet?

1,841 views • May 27, 2020 78 2 720 SHARE SAVE ...



#UPNEXTCRYPTO #SAFEPAL #S1
IS SAFE PAL THE MOST SECURE AND BEST PRICED HARDWARE WALLET ON THE MARKET? | SafePal S1 WALLET REVIEW

35,628 views • Aug 11, 2020 1.2K 35 720 SHARE SAVE ...



#Hashoshi #Cryptocurrency #Bitcoin
Safepal Review: Binance Hardware Wallet (\$40 Cold Storage!)

4,694 views • Jul 15, 2019 147 2 720 SHARE SAVE ...



How to setup & use a SafePal S1 Wallet | Beginners Guide 2019

3,486 views 127 1 720 SHARE SAVE ...



SAFEPAL S1 le WALLET ultra COMPLET soutenu par BINANCE

3,507 views 216 3 720 SHARE SAVE ...



SWANSEA
Safest bitcoin wallet - not Trezor or Nano!


7,826 views 168 35 720 SHARE SAVE ...



Unboxing SafePal S1

8 views • 5 Sep 2020

0 likes 0 dislikes 720 views SHARE SAVE ...



SafePal S1 hardware wallet demo

4,067 views • Nov 21, 2019

55 likes 3 dislikes 720 views SHARE SAVE ...



SafePal S1 Crypto Wallet Review and Setup

4,302 views • Jun 3, 2019

111 likes 3 dislikes 720 views SHARE SAVE ...



The First Binance Approved Crypto Wallet - Watch to Earn Some BNB - SafePal S1 Wallet Review

4,961 views • Aug 20, 2019

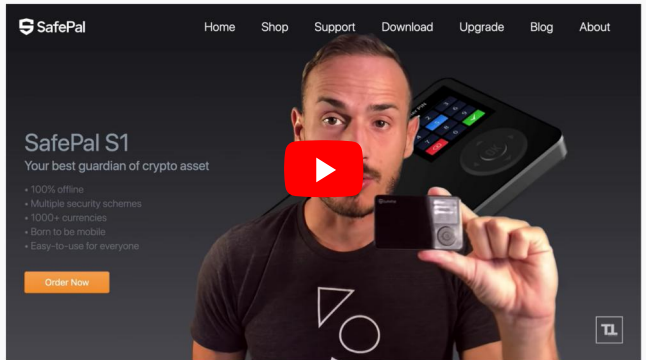
105 likes 4 dislikes 720 views SHARE SAVE ...



SafePal S1: L'Hardware Wallet più ECONOMICO. Unboxing, Recensione e Tutorial

3,632 views • Feb 17, 2020

327 likes 4 dislikes 720 views SHARE SAVE ...



#wallet #crypto #safepal Hardware Wallet Low Budget! - SafePal

7,335 views • Sep 6, 2019

272 likes 8 dislikes 720 views SHARE SAVE ...

Customers' Reviews



Robe

★★★★★ June 29, 2021

Could not have asked for a better first hardware wallet. Top notch.

Even after reading vigorously on the wallet before purchase, the S1 still managed to exceed all my lofty expectations. Security? Iron clad. Ease of use? My mother could use it. Battery? Good to go right out the box. Compatibility? AMAZING versatility. And zero issues with the cam.

I don't know how long this will be available for the current price, so if you're unsure or on the fence, you've got nothing to lose, and everything to gain, by taking the plunge to put your future investments in a place they'll remain offline and safe.

Right now, nothing's coming close to touching the S1 here. Thanks devs!



Пщдфтт

★★★★★ March 1, 2021

Treasure chest

I bought the wallet on the advice of a crypto enthusiast. It's strange that I didn't find it earlier. The wallet arrived in 21 days. Everything works perfectly.

I also want to note that in reality it is much smaller than in the video and in the photo. About a little longer than a matchbox and thinner.

The camera is installed well. There are no problems with recognition.



Daniel

★★★★★ June 24, 2021

Excelente carteira física

A carteira é muito bem construída, materiais de qualidade. A utilização é bem simples e intuitiva, e a ausência total de conexões com o 'mundo exterior', fornece o mais alto grau de segurança dentre todas as carteiras físicas concorrentes presentes hoje no mercado, e pelo menor preço, inclusive. Parabéns à SafePal e a Binance pelo produto.



Mat

★★★★★ May 6, 2021

Best wallet ever

This wallet is just the best one, you can access all Dapps, trade on binance spot trading and manage a lot of different blockchains, all tokens ERC20, Bep, TRC xlm and neo tokens are available. So good, I think it's the most secure hardware wallet with the QR code scanning option to broadcast transactions. The private key still offline and no connection required! Thanks this is an amazing product!



Eilif

★★★★★ June 22, 2021

Awesome!

Incredibly excellent. Very fast and easy to use. Love the fact that it is not connected to computer or internet, thus potentially safer (except for software update, would love to see upgrade without connecting to web). Best purchase of the decade: buy, then hodl.

PART V

Reference

Official Channels

- Website: <https://www.safepal.io>
- Twitter: <https://www.twitter.com/iSafePal>
- Telegram: <https://t.me/SafePalwallet>

Useful Links

- [Introduction to the SafePal security features](#)
- [SafePal S1 introduction video](#)
- [SafePal Youtube channel](#)

Contact US

- Support: [Submit a request here](#)
- Marketing & Press Release: marketing@safepal.io
- Reseller & Affiliate: shop@safepal.io